



HIGHLY EFFICIENT CITY MOVER

INDUSTRIAL STANDARD

Interior trimming

Simple and handsome new internal trimming, spacious and bright space, and it has a big glove box.



Cabin

The new-generation European vehicle body frame structure is used. It is compliance with ECE R29 standard.




Dashboard

Handsome and simple dashboard features luminescent LED panel.



Rearview mirror

The mirror has been enlarged. And it equips blind spot mirror and under view mirror, which makes no blind areas on turning.



Adjustable steering wheel

The steering wheel can be adjusted up and down or back and forth.




General information			
Classification		Industrial Standard	
Product platform		4T	
Vehicle Model		BJ1043V9JEA-A1	
Driving Type		4 × 2	
Side of Steering wheel		Left/Right	
Dimension			
Wheelbase	mm	3360	
Overall dimensions (L×W×H)	mm	6110 × 2115 × 2345	
Cargo body inner dimension(L×W×H)	mm	4230 × 2000 × 400	
Front/rear wheel track	mm	1690/1590	
Front/rear suspension length	mm	1150/1600	
Weight			
Payload	kg	4000	
Curb weight	kg	3360	
GVW	kg	7555	
Power system			
Engine	Model		4D120-20
	Displacement(L)		4.214
	Emission standard		Euro II
	Power	kw/rpm	90/2600
	Max torque	Nm/rpm	350/1500-1800
Transmission	Model		6TS55
Rear axle	Rear axle/Ratio		4T/4.875
Performance Parameter			
Max. speed	km/h	95	
Max. gradeability (full load)	%	28%	
Min.turning radius	m	7.3	
Min.ground clearance	mm	210	
Chassis			
Suspension	Front/rear leaf spring		8/8+7
Brake	Type of brake		Air brake,drum
Steering wheel	Front/rear leaf spring		Power steering
Tire	Model/numbers		7.50R16/6+1
Fuel tank	Capacity	L	120
Frame	Type/dimension	mm	210 × 65 × 6
Body builder spec			
Oil cylinder type		×	
Function parameter			
Air conditioner		○	
Heater		●	
Spare tire		●	
Power steering		●	
Air deflector		○	
Exhaust brake		●	
Loading sensing pressure proportioning valve		○	
ABS		×	
Air bag		×	
Power window		×	

Transmission		1 st	2 nd	3 rd	4 th	5 th	6 th	Reverse	Final
Vehicle Model	Type								
BJ1043V9JEA-A1	6-speed manual	6.32	3.927	2.283	1.396	1	0.789	5.858	4.875



Suspension

The leaf spring has been strengthened, which makes a high loading capacity and comfortable, and makes the vehicle stable in full load or over load.



Precise and light steering system

It equips with power steering, and reduce the steering forces at different driving speeds to achieve fast and easy steering, so that the driver can make a quick response and experience the driving pleasure.



Chassis

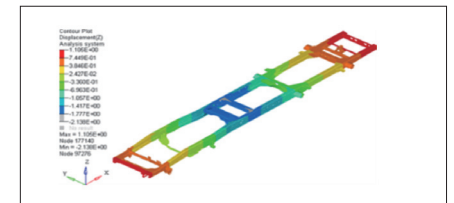
Optimized power system, with high transmission efficiency and fuel economy.



Equipped with air control exhaust brake loading sensing pressure proportioning valve

Exhaust brake can enhance the brake while the truck is climbing the mountain or getting down from the long slope. It lowers the load of brake system and makes a safe driving.

The load sensing proportioning valve, which is equipped on the cargo trucks, can automatically adjust the braking forces of front and rear axles according to the vehicle load, improve the braking stability, reduce the braking distance and greatly enhance the driving safety performance.



Frame

The frame has carried out CAE analysis. It adopts all rivet double layer beam structure, which strengthens the resistance to deformation.



Increase the brake shoes

Increase the brake shoes to get greater braking force and better durability.



Forland International (Foton Motor Group's Subsidiary)

Changsha Foton Vehicle Technology Co., Ltd Tel: 0086-731-84075809 Email: overseas@foton.com.cn

Dealer information:

All photographs, illustrations, equipment and technical data in this brochure are based on the latest information available at the time of publication. We reserve the right to make changes at any time, without notice, in colors, materials, equipment, specifications and Models, and to discontinue Models or equipment.